



ESSENCE



COMMERCIAL FANS

Improve comfort and visual appeal in public and corporate spaces with the impressive airflow and elegant design of Big Ass Fans' commercial products.



ENHANCE YOUR PUBLIC PROFILE

Engineered with the same uncompromising standards for performance and durability as our industrial fans, Big Ass Fans' commercial lineup showcases award-winning design and functionality. Our Essence®, Isis®, Haiku®, and i6 fans each sport premium-quality airfoils, virtually silent direct-drive motors, and a range of sizes and finishes to provide airflow that delivers proven comfort and savings for spaces that look great and feel even better.

BOOST YOUR AIRFLOW AND DESIGN APPEAL HERE:

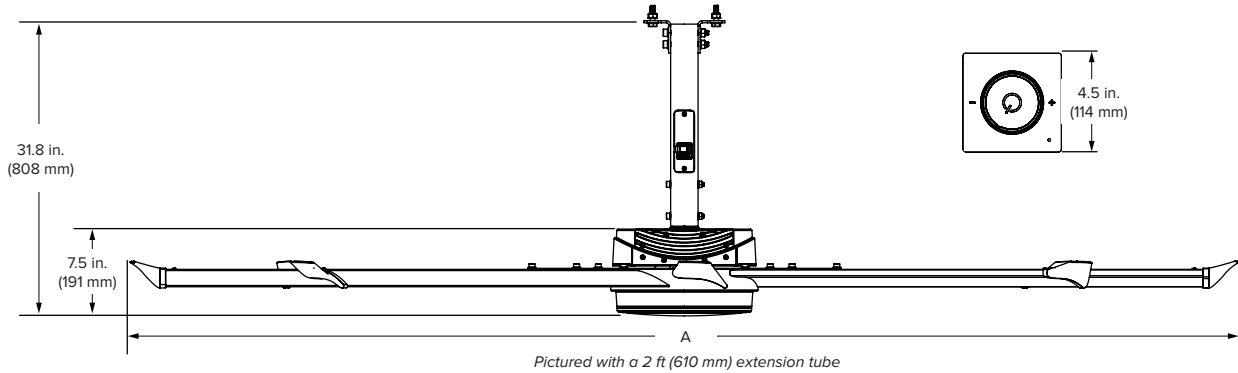
- ✓ Lobbies and conference rooms
- ✓ Retail spaces
- ✓ Restaurants and patios
- ✓ Offices and break rooms
- ✓ Recreational spaces
- ✓ Arenas and large open areas

Key Features

- ✓ Fit any space with diameters ranging from 52 inches to 14 feet (1.3 to 4.3 m)
- ✓ Improve your aesthetic with custom finishes and mounts
- ✓ Brighten entryways and meeting rooms with available LED light kits
- ✓ Range of slim remote and wall control options
- ✓ Available certified install works with your schedule
- ✓ Enjoy unrivaled warranties and customer service

ESSENCE






THE BEST FAN FOR A BIG SPACE, INDOORS OR OUT




Technical Specifications

Diameter (A)	Weight ¹	Max Speed	Input Power and Required Breaker	Airfoil Clearances ²	Sound at Max Speed ³	IP Rating	Max Operating Temperature	Environment ⁴
8 ft (2.4 m)	75 lb (34 kg)	158 RPM	110–125 VAC, 1 Φ , 50/60 Hz, 10 A 200–240 VAC, 1 Φ , 50/60 Hz, 10 A	2 ft (0.6 m) on sides 2 ft (0.6 m) below ceiling deck	< 35 dBA	IP43	-4°F to 131°F (-20°C to 55°C)	Suitable for indoor or outdoor spaces
10 ft (3 m)	81 lb (37 kg)	107 RPM						
12 ft (3.7 m)	88 lb (40 kg)	76 RPM						
14 ft (4.3 m)	96 lb (44 kg)	56 RPM						

Construction Features

Airfoils	Motor and Drive	Certifications ⁵	Mounting	Accessories	Colors
Eight anodized Mini-Ellipto airfoils with winglets (black or silver)	Gearless direct drive motor	    	Standard upper mount installs to bar joists Optional kits allow for mounting to I-beams, solid beams, and purlins	LED Light Wireless Wall Controller	Standard colors are silver and black. Individualize your fan with one of our classic color upgrades, or work with our design consultants to create a shade that's all your own.

Standard Color Options



White Motor Housing with Silver Trim

Silver Motor Housing with Black Trim

LED Light



See the Essence LED spec sheet for details.

Control Options



Wired Wall Controller

Wireless Wall Controller (Optional)

¹ Weight does not include mount or extension tube.
² Suitable for ceilings as low as 12 ft (3.7 meters). Measure the distance from the tip of the winglet to the ceiling or major obstruction.
³ Fans are sound tested at maximum speed in a laboratory environment. Actual results in field conditions may vary due to sound reflecting surfaces and environmental conditions.
⁴ Not suitable for salt air environments.
⁵ Certifications listed here apply to the fan and do not include accessories.

Lead times may vary. See full warranty for coverage information.



USA
BIGASSFANS.COM
877-244-3267

CANADA
BIGASSFANS.COM
844-924-4277

AUSTRALIA
BIGASSFANS.COM/AU
1300 244 277

SINGAPORE
BIGASSFANS.COM/SG
65 6709 8500

MALAYSIA
BIGASSFANS.COM/SG
603 5565 0888